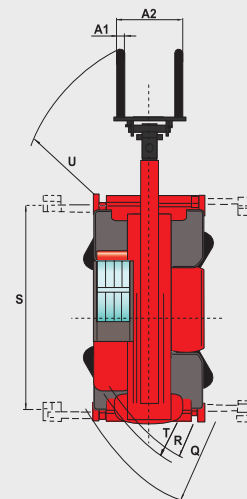
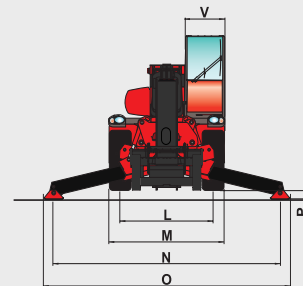
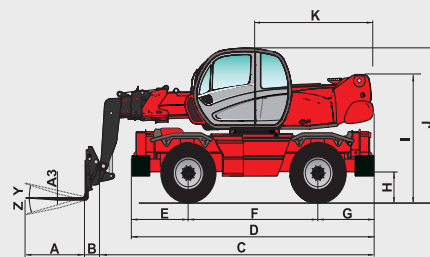


MRT PRIVILEGE

| | MRT 1850 + | MRT 2150 + | MRT 2540 + | MRT 3050 |
|--|--|--------------|---|------------------------|
| | - | MRT-X 2150 + | MRT-X 2540 + | MRT-X 3050 |
| Lifting capacity (on stabilizers) 500 mm from heel of forks | 4999 kg | 4999 kg | 4000 kg | 4999 kg |
| Lifting height | 17.90 m | 20.60 m | 24.60 m | 29.70 m |
| Tyres | 18 - 22.5 | | 17.5 R25 | |
| Forks (mm) Length x width x thickness | 1200 x 150 x 50 | | | |
| Braking | | | | |
| Service brakes | oil-bath multiple-disc brakes hydraulically assisted on both axles | | | |
| Parking brake | negative | | | |
| Engine | | | | |
| | MERCEDES-BENZ | | PERKINS | |
| Type | OM 904 LA (EURO 3) | | 1106DE66TA (EURO 3) | |
| Capacity | 4 cyl. - 4250 cm ³ | | 6 cyl. - 6600 cm ³ | |
| Power (ISO/TR 14396) | 150 HP/110 kW | | 216 HP/159 kW | |
| Maximum torque | from 1200 to 1600 rpm: 580 Nm | | at 1400 rpm: 932 Nm | |
| Cooling | water | | | |
| Injection | direct | | | |
| Transmission | | | | |
| | hydrostatic with power regulation (variable-displacement pump and hydrostatic motor) | | | |
| Reversing shift | electromagnetic | | | |
| Number of gears (forward/reverse) | 2/2 | | powershift | |
| Max. travel speed | 36 km/h** | | 40 km/h** | |
| Levelling system | | | | |
| | on front axle +/- 8° (15%) | | lateral (8°) and longitudinal (3°) levelling system | |
| | oscillating rear axle with automatic hydraulic lock-out on rotation (+/- 7.5°) | | | |
| Suspension | - | | electronically controlled hydropneumatic | |
| 4 stabilizers | | | | |
| | duplex telescopic | | triplex telescopic | |
| | simultaneously or individually controlled | | | |
| Full, continuous rotation | turret mounted on a double slew ring with internal gearing / slewing system with negative brake | | | |
| Hydraulics | | | | |
| Piston pump: variable displacement (load sensing) | - | | 165 l/min - 270 bar | |
| Gear pump | 3 pumps 160l/min - 270 bar | | 74 l/min - 220 bar | |
| Controls | | | | |
| | 2 electro-hydraulic proportional control joysticks for all movements | | | |
| Capacities | | | | |
| Cooling system | 18 l | | 26 l | |
| Engine oil | 15 l | | 15.5 l | |
| Hydraulic oil | 200 l | | 285 l | |
| Fuel tank | 230 l | | 310 l | |
| Unladen weight (with forks) | 15350 kg | 16095 kg | 17165 kg | 22860 kg |
| Width overall | 2.43 m | | 2.50 m | |
| Height overall | 3.11 m | | 3.26 m* | |
| Length overall | 6.06 m | 6.78 m | 7.82 m | 8.10 m (without forks) |
| Ground clearance | 0.37 m | | 0.42 m | |
| Drawbar pull | 8200 daN | | 10500 daN | |
| Noise at driving position (LpA) | 79.7 dB | | | |
| Environmental noise (LwA) | 104 dB | | 106 dB | |
| Vibration to whole hand/arm | < 2.5 m/s ² | | | |
| Safety | standard load moment indicator (mobile crane standard) | | | |



| mm | MRT 1850 | MRT 2150 | MRT 2540 | MRT 3050 |
|----|----------|----------|----------|----------|
| A | 1200 | | | |
| A1 | 150 | | | |
| A2 | 1320 | | | |
| A3 | 50 | | | |
| B | 290 | | 320 | |
| C | 5770 | 6490 | 7530 | 7783 |
| D | 5050 | | 6787 | |
| E | 1155 | | 1409 | |
| F | 2750 | | 3750 | |
| G | 1155 | | 1628 | |
| H | 380 | | 420* | |
| I | 2485 | | 3035* | |
| J | 3110 | | 3260* | |
| K | 2485 | | 2985 | |
| K1 | - | - | 485 | 218 |
| L | 1930 | | 2060 | |
| M | 2425 | | 2498 | |
| N | 4700 | | 6490 | |
| O | 5100 | | 7100 | |
| P | 150 | | 350* | |
| Q | 4500 | | 5560 | |
| R | 3800 | | 4690 | |
| S | 4550 | | 5945 | |
| T | 4040 | | 4910 | |
| U | 5640 | 6230 | 6700 | 7000 |
| V | 950 | | 923 | |
| Y | 12° | | | |
| Z | 105° | | | |

This brochure describes versions and configuration options for Manitou products which may be fitted with different equipment. The equipment described in this brochure may be standard, optional or not available depending on version. Manitou reserves the right to change the specifications shown and described at any time and without prior warning. The manufacturer is not liable for the specifications given. For more information, contact your Manitou dealer. Non-contractual document. Product descriptions may differ from actual products. List of specifications is not comprehensive. The logos and visual identity of the company are the property of Manitou and may not be used without authorisation. All rights reserved. The photos and diagrams contained in this brochure are provided for information only.

MANITOU BF SA - Limited company with board of directors - Share capital: 39,547,824 euros - 857 802 508 RCS Nantes

* Intermediate suspension position ± 78 mm
** Speed limit subject to local legislation.

Note: MRT / MRT-X available depending on the geographical area and the legislation in force.

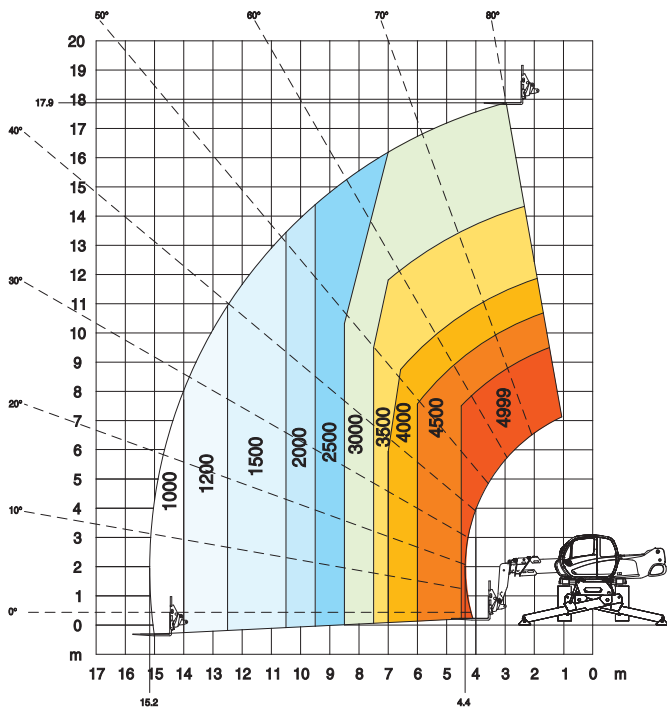
FT076EN_A_0413_MRT_P_PLUS



MRT 1850 + Privilege



Rotation on extended stabilizers
with forks



Frontal on wheels
with forks

